

# City and Suburban Libraries Compared

Louis F. Sander  
(412) 367-1376  
Louis@Sander.com

Using compilations of official statistics, this paper provides detailed comparisons of service and funding levels at suburban libraries and Carnegie Library of Pittsburgh, as of January, 2000. The comparisons show that the suburban libraries give a higher volume of service at far less cost to the public.

## ALLEGHENY COUNTY

Allegheny County covers 730 square miles, and is organized into 130 municipalities with a total population of 1.3 million people.<sup>1</sup>

Library service is available at 70 locations countywide, operated by 48 independent libraries.<sup>2</sup> All but five of them participate in a state aid program that supplements the local funding of libraries that meet certain standards of service.

Public library funding from all sources is about \$39 million per year, or \$30 per capita. Total paid employment in all the libraries is 926 full-time equivalents.

## LIBRARY SERVICE OVERVIEW

Each year, the county's libraries make about 7 million loans from a total collection of 4 million cataloged items. Any county resident can get any library service at any library in the county, almost always at no charge.

The county's largest library is Carnegie Library of Pittsburgh (CLP), which operates 19 library locations, all in the City of Pittsburgh. It also operates three bookmobiles.

Outside the city are 47 suburban libraries, operating 51 library locations in 50 different municipalities.

The 47 suburban libraries provide 58% of the county's public library lending service. In doing so, they directly serve

- 62% of the county's population,<sup>3</sup> have
- 56% of the county's registered cardholders, own
- 50% of the county's collection of cataloged items, and employ only
- 37% of the county's paid library staff.

CLP provides 42% of the county's public library lending service. In doing so, it directly serves

- 28% of the county's population,<sup>3</sup> has
- 44% of the county's registered cardholders, owns
- 50% of the county's collection of cataloged items, and employs
- 63% of the county's paid library staff.

---

<sup>1</sup> For a complete list of municipalities with areas, populations, and associated public libraries, see Appendix 1 on page 6.

<sup>2</sup> For a complete list of libraries and the municipalities they serve, see Appendix 2 on page 9.

<sup>3</sup> 10% of the county's population is not directly served by any library.

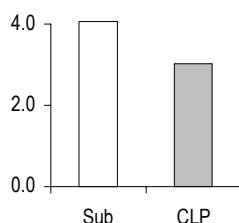
## SERVICE DETAIL, SUBURBAN LIBRARIES vs. CLP

As noted above, the suburban libraries provide a higher volume of service to a significantly larger population than does the Carnegie Library of Pittsburgh, and with a significantly smaller staff. Northland Public Library, the largest suburban institution, provides more lending service than CLP's Main Library in Oakland. On other criteria as well, the suburbans outperform CLP. The picture can be seen by looking more closely at these measures of library service:

Items Lent  
Population Served  
Number of Cardholders  
Collection Size

This section compares CLP and the suburban libraries on those four basic measurements. Unless otherwise indicated, all figures are from 1997-98 *Pennsylvania Library Statistics*,<sup>4</sup> the most recent edition of the standard work in the field. Here are the detailed comparisons:

### Items Lent



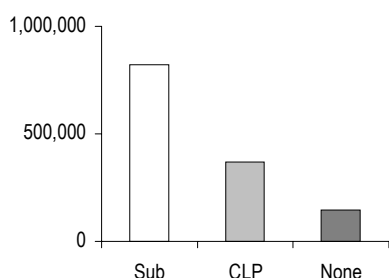
Suburban Libraries	4.1 million items	58%
CLP Libraries	<u>3.0 million items</u>	42%
County Total	7.1 million items	

The number of items lent per year, or *circulation*, is the most important measure of library activity. Generally speaking, the greater a library's circulation, the greater the service it provides. Though libraries do more than just circulate materials,

the other activity is much more difficult to measure and compare. As stated in *A Plan for Library Service in Allegheny County*,<sup>5</sup> "Admittedly, circulation is not the sole measure of a library's activity, but it is one that has a fair degree of reliability given libraries' long history of monitoring this basic activity."

It should be noted that CLP circulates an additional 0.7 million items in a state-funded Library for the Blind and Physically Handicapped, serving all of Pennsylvania from Harrisburg westward. Because of their special nature and separate funding, these items are not included here.

### Population Served



Suburban Libraries	834,000	62%
CLP Libraries	370,000	28%
No Local Library	<u>132,000</u>	10%
County Total	1,336,000	

Each library is officially associated with one or more of the county's 130 municipalities. The populations of those municipalities constitute the library's "population served," one of the basic measures used in

evaluating and comparing libraries. This report assigns populations served based on 1990 cen-

<sup>4</sup> March, 1999. Pennsylvania Department of Education, Office of Commonwealth Libraries. Available at no charge from Commonwealth Libraries, P.O. Box 1601, Harrisburg, PA 17015, (717) 783-5745.

<sup>5</sup> May, 1996. This \$50,000 consultant's report was commissioned by the leadership of the Allegheny County Library Association to be a plan for library service in the county. It contains a wealth of useful data about the county and its libraries. Unfortunately, many of its conclusions do not follow from that data, and seem to have been made to support the agenda of the Allegheny County Library Association.

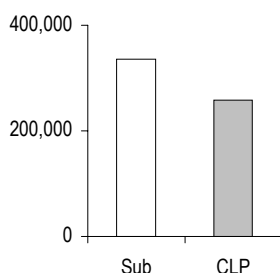
sus figures and on the presence of funding or operating agreements between the libraries and the municipalities. Other reports sometimes assign populations in different and potentially misleading ways.<sup>6</sup> We believe our population assignments are accurate, soundly based, and particularly useful for understanding library service in Allegheny County. Appendix 2 provides the underlying detail, and accounts for the library status of every person and municipality in the county. A summary appears below:

Directly Served By	Municipalities	Population	Square Miles
Carnegie Library of Pittsburgh	1	369,879	55
One of 42 suburban State-Aided libraries	94	813,805	560
One of 5 suburban Non-State-Aided libraries	4	20,328	31
Libraries in other counties	2	533	<1
No library	29	131,904	83
Total	130	1,336,449	730

Note that some municipalities are not directly served by any library. About a fifth of them, with about a tenth of the county's population and land area, have no library funding or operating agreements of any kind. Their residents receive free library service from CLP and the 47 suburban libraries.

Regardless of its population served, any public library will provide any of its services to any county resident, almost always at no charge. Though many libraries provide a significant amount of lending to these "nonresident borrowers," population served is a useful measure because it is the population that includes the library's most likely users. With the exception of CLP and a very few others, it is also the population that provides primary funding and control of the library. In CLP's case, the City of Pittsburgh provides only token funding of its library; the balance of the "municipal" funding responsibility was transferred to the Allegheny Regional Asset District (ARAD) in 1995. Control of CLP rests in a 29-member board that includes a number of city and county officials.

### **Number of Cardholders**

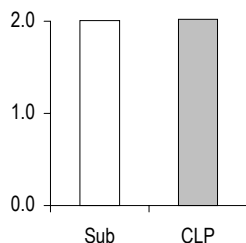


Suburban Libraries	335,000	56%
CLP Libraries	<u>259,000</u>	44%
County Total	594,000	

These are the people who are registered to borrow items from a library. Historically, libraries kept their own records of borrowers, but since the mid-1990s, many suburban libraries have moved them to an Electronic Information System (EIN) operated by CLP. For these institutions, the assignment of cardholders to libraries has become somewhat confused, with CLP showing unexplained increases, and suburban libraries showing similar decreases. This is troubling to many observers, because suburban libraries are paid for loans to nonresident borrowers, and there is an incentive for their residents to "migrate" their cards illegitimately to CLP or other libraries.

<sup>6</sup> Reports from Commonwealth Libraries, for example, are highly authoritative overall, but often make artificial population assignments based on technical requirements of the state aid program. In *Pennsylvania Library Statistics*, municipalities that do not operate a library are "assigned" to CLP by default, even though they have no official or practical connection with CLP. In *Summary of State Aid to Public Libraries*, municipalities that have experienced large population loss are "credited" with their former populations.

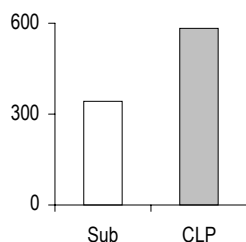
## **Collection Size**



Suburban Libraries	2.0 million cataloged items	50%
CLP Libraries	<u>2.0 million cataloged items</u>	50%
County Total	4.0 million cataloged items	

This is the number of items that the library owns and has listed in its catalog. A library's primary mission is to make these items available to the public, mainly by lending them to cardholders.

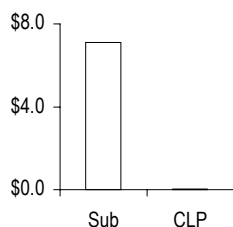
## **Paid Staff**



Suburban Libraries	343 FTE's	37%
CLP Libraries	<u>583 FTE's</u>	63%
County Total	926 FTE's	

Salaries and benefits are the largest item in any library budget. Large libraries tend to have more staff in positions that do not serve the public. (FTE stands for *Full Time Equivalent*. One full-time librarian or two half-time librarians = one FTE).

## **Local Municipal Funding**

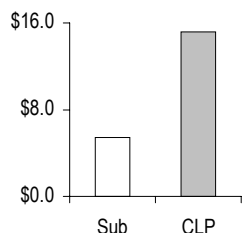


Suburban Libraries	\$7.10 million	100%
CLP Libraries	<u>\$0.04 million</u>	0%
County Total	\$7.14 million	

This is the funding that public libraries receive from their sponsoring municipalities. Funding from ARAD is covered in the section below.

Except for a token \$40,000 annual payment, the City of Pittsburgh has abandoned all funding of its library. Suburban municipalities and school districts continue to fund their libraries at a level somewhat higher than ARAD. The funding figures used here are based on reports from the Allegheny County Library Association and the Allegheny Regional Asset District. Suburban figures include unspecified and unaudited cash values of in-kind services provided to some libraries by their municipalities, records of which are kept by CLP and not disclosed in public reports.

## **ARAD Funding**



Suburban Libraries	\$5.45 million	26%
CLP Libraries	<u>\$15.20 million</u>	74%
County Total	\$20.65 million	

This shows the budgeted Allegheny Regional Asset District funding of libraries for the year 2000. Through the year 2004, ARAD is committed to funding the suburbans at no less than \$5.0 million/year, and CLP at no less than \$11.9 million/year. In spite of

its lower service level, CLP's ARAD funding has increased faster than that of the suburban libraries. For the year 2000, ARAD will fund CLP at 127% of its minimum commitment, while it will fund the suburbans at only 109% of minimum.

## Appendix 1 – Allegheny County Municipalities

This is a complete list of the county's 130 municipalities, showing the public library that provides direct service to each of them. 29 municipalities with a total population of 131,904 do not receive service directly from any public library, but their residents have free borrowing privileges at any State-Aided library in Pennsylvania.

	Municipality	Population	Sq. Mi.	Public Library
1.	Aleppo Township	1,246	1.63	Sewickley Public Library
2.	Aspinwall Borough	2,880	0.39	Lauri Ann West Memorial Library
3.	Avalon Borough	5,784	0.60	Avalon Public Library
4.	Baldwin Borough	21,923	5.44	Baldwin Borough Public Library
5.	Baldwin Township	2,479	1.02	None
6.	Bell Acres Borough	1,436	5.36	Sewickley Public Library
7.	Bellevue Borough	9,126	0.98	Andrew Bayne Memorial Library
8.	Ben Avon Borough	2,096	0.40	None
9.	Ben Avon Heights Borough	373	0.18	None
10.	Bethel Park Municipality	33,823	11.92	Bethel Park Public Library
11.	Blawnox Borough	1,626	0.39	Lauri Ann West Memorial Library
12.	Brackenridge Borough	3,784	0.52	Community Library of Allegheny Valley
13.	Braddock Borough	4,682	0.56	Braddock Carnegie Library
14.	Braddock Hills Borough	2,026	1.12	C. C. Mellor Memorial Library
15.	Bradford Woods Borough	1,329	0.93	Northland Public Library
16.	Brentwood Borough	10,823	1.43	Brentwood Library
17.	Bridgeville Borough	5,445	1.11	Bridgeville Public Library
18.	Carnegie Borough	9,278	1.30	Andrew Carnegie Free Library
19.	Castle Shannon Borough	9,135	1.51	Community Library of Castle Shannon
20.	Chalfant Borough	959	0.16	Braddock Carnegie Library
21.	Cheswick Borough	1,971	0.52	Springdale Free Public Library
22.	Churchill Borough	3,883	2.26	C. C. Mellor Memorial Library
23.	Clairton City	9,656	2.97	Clairton Public Library
24.	Collier Township	4,841	12.78	None
25.	Coraopolis Borough	6,747	1.36	Coraopolis Memorial Library
26.	Crafton Borough	7,188	1.14	Crafton Public Library
27.	Crescent Township	2,490	2.15	None
28.	Dormont Borough	9,772	0.76	Dormont Public Library
29.	Dravosburg Borough	2,377	0.99	Carnegie Free Library of McKeesport
30.	Duquesne City	8,525	1.86	None
31.	East Deer Township	1,558	2.15	Community Library of Allegheny Valley
32.	East McKeesport Borough	2,678	0.42	None
33.	East Pittsburgh Borough	2,160	0.40	Braddock Carnegie Library
34.	Edgewood Borough	3,581	0.52	C. C. Mellor Memorial Library
35.	Edgeworth Borough	1,670	1.49	Sewickley Public Library
36.	Elizabeth Borough	1,610	0.52	Carnegie Free Library of McKeesport
37.	Elizabeth Township	14,712	22.08	Carnegie Free Library of McKeesport
38.	Emsworth Borough	2,892	0.60	Emsworth Library
39.	Etna Borough	4,200	0.81	None
40.	Fawn Township	2,712	13.25	Community Library of Allegheny Valley
41.	Findlay Township	4,500	32.42	Western Allegheny Community Library
42.	Forest Hills Borough	7,335	1.52	C. C. Mellor Memorial Library
43.	Forward Township	3,877	19.25	Carnegie Free Library of McKeesport
44.	Fox Chapel Borough	5,319	8.50	Lauri Ann West Memorial Library
45.	Franklin Park Borough	10,109	13.50	Northland Public Library
46.	Frazer Township	1,388	10.22	Community Library of Allegheny Valley
47.	Glassport Borough	5,582	1.63	Samuel A. Weiss Community Library
48.	Glenfield Borough	201	0.83	Sewickley Public Library
49.	Green Tree Borough	4,905	2.02	Green Tree Public Library
50.	Hampton Township	15,568	16.05	Hampton Community Library
51.	Harmar Township	3,144	5.86	Springdale Free Public Library
52.	Harrison Township	11,763	7.22	Community Library of Allegheny Valley
53.	Haysville Borough	100	0.20	Sewickley Public Library
54.	Heidelberg Borough	1,238	0.26	None

55.	Homestead Borough	4,179	0.60	Carnegie Library of Homestead
56.	Indiana Township	6,024	17.00	Lauri Ann West Memorial Library
57.	Ingram Borough	3,901	0.46	None
58.	Jefferson Hills Borough	9,533	16.90	Jefferson Hills Public Library
59.	Kennedy Township	7,265	5.29	None
60.	Kilbuck Township	890	2.54	None
61.	Leet Township	1,731	1.48	Sewickley Public Library
62.	Leetsdale Borough	1,387	1.02	Sewickley Public Library
63.	Liberty Borough	2,744	1.46	None
64.	Lincoln Borough	1,187	5.02	None
65.	Marshall Township	4,010	14.79	Northland Public Library
66.	McCandless, Town of	28,781	16.60	Northland Public Library
67.	McDonald Borough	443	0.23	McDonald Library (Washington Co.)
68.	McKees Rocks Borough	7,691	1.02	F. O. R. Sto-Rox Library
69.	McKeesport City	26,016	5.15	Carnegie Free Library of McKeesport
70.	Millvale Borough	4,341	0.68	None
71.	Monroeville Municipality	29,169	19.54	Monroeville Public Library
72.	Moon Township	19,631	23.75	Moon Township Public Library
73.	Mount Lebanon Municipality	33,362	5.88	Mount Lebanon Public Library
74.	Mount Oliver Borough	4,160	0.32	None
75.	Munhall Borough	13,158	2.36	Carnegie Library of Homestead
76.	Neville Township	1,273	1.62	Coraopolis Memorial Library
77.	North Braddock Borough	7,036	1.64	Braddock Carnegie Library
78.	North Fayette Township	9,537	24.74	Western Allegheny Community Library
79.	North Versailles Township	12,302	8.35	North Versailles Public Library
80.	Oakdale Borough	1,752	0.48	Western Allegheny Community Library
81.	Oakmont Borough	6,961	1.54	Oakmont Carnegie Library
82.	O'Hara Township	9,096	7.01	Lauri Ann West Memorial Library
83.	Ohio Township	2,459	7.46	None
84.	Osborne Borough	565	0.46	Sewickley Public Library
85.	Penn Hills Municipality	51,479	19.08	Penn Hills Library
86.	Pennsbury Village Borough	774	0.08	None
87.	Pine Township	4,048	17.12	Northern Tier Regional Library
88.	Pitcairn Borough	4,087	0.50	Monroeville Public Library
89.	Pittsburgh City	369,879	55.38	Carnegie Library of Pittsburgh
90.	Pleasant Hills Borough	8,884	2.50	Pleasant Hills Public Library
91.	Plum Borough	25,609	28.88	Plum Borough Community Library
92.	Port Vue Borough	4,641	1.14	None
93.	Rankin Borough	2,503	0.44	Carnegie Free Library of Swissvale
94.	Reserve Township	3,866	1.98	None
95.	Richland Township	8,600	14.68	Northern Tier Regional Library
96.	Robinson Township	10,830	15.49	None
97.	Ross Township	33,482	14.50	Northland Public Library
98.	Rosslyn Farms Borough	483	0.47	Rosslyn Farms Community Library
99.	Scott Township	17,118	3.75	None
100.	Sewickley Borough	4,134	0.98	Sewickley Public Library
101.	Sewickley Heights Borough	984	7.43	Sewickley Public Library
102.	Sewickley Hills Borough	622	2.41	Sewickley Public Library
103.	Shaler Township	30,533	10.74	Township of Shaler North Hills Library
104.	Sharpsburg Borough	3,781	0.50	Lauri Ann West Memorial Library
105.	South Fayette Township	10,329	20.95	South Fayette Township Library
106.	South Park Township	14,292	9.20	South Park Township Library
107.	South Versailles Township	515	0.85	Carnegie Free Library of McKeesport
108.	Springdale Borough	3,992	0.99	Springdale Free Public Library
109.	Springdale Township	1,777	2.32	Springdale Free Public Library
110.	Stowe Township	7,681	1.98	F. O. R. Sto-Rox Library
111.	Swissvale Borough	10,637	1.16	Carnegie Free Library of Swissvale
112.	Tarentum Borough	5,674	1.09	Community Library of Allegheny Valley
113.	Thornburg Borough	461	0.42	None
114.	Trafford Borough	90	0.19	Trafford Library (Westmoreland Co.)
115.	Turtle Creek Borough	6,556	0.97	Braddock Carnegie Library
116.	Upper St. Clair Township	19,692	9.95	Upper St. Clair Township Library
117.	Verona Borough	3,260	0.53	None

118.	Versailles Borough	1,821	0.49	Carnegie Free Library of McKeesport
119.	Wall Borough	853	0.48	None
120.	West Deer Township	11,371	28.65	West Deer Public Library
121.	West Elizabeth Borough	634	0.25	None
122.	West Homestead Borough	2,495	0.82	Carnegie Library of Homestead
123.	West Mifflin Borough	23,644	14.35	None
124.	West View Borough	7,734	1.02	None
125.	Whitaker Borough	1,416	0.26	Carnegie Library of Homestead
126.	White Oak Borough	8,761	6.55	Carnegie Free Library of McKeesport
127.	Whitehall Borough	14,451	3.19	Whitehall Public Library
128.	Wilkins Township	7,585	2.75	C. C. Mellor Memorial Library
129.	Wilkinsburg Borough	21,080	2.09	Wilkinsburg Public Library
130.	Wilmerding Borough	2,222	0.48	None



## Appendix 2 – Allegheny County Public Libraries

This is a complete list of the county's 48 independent public libraries, showing details of the population served by each. Populations are assigned on the basis of 1990 federal census figures, and on the presence of funding or operating agreements between the libraries and the municipalities. No library is assigned any population that it does not actually serve.

The county's five non-state-aided libraries appear at the end of the list. Emsworth, Glenshaw and Samuel A. Weiss are important in the culture and/or history of their municipalities and the region; Rosslyn farms and West Deer represent the early efforts of citizens to create libraries in their communities.

Two other libraries, in Baldwin Township and Ohio Township, have closed since the advent of the Allegheny County Library Association. Both cited the policies of the Association as important factors in their closing.

	Library	Population Served	Municipality	Municipal Population	% of Total
1.	Andrew Bayne Memorial Library	9,126	Bellevue Borough	9,126	100%
2.	Andrew Carnegie Free Library	9,278	Carnegie Borough	9,278	100%
3.	Avalon Public Library	5,784	Avalon Borough	5,784	100%
4.	Baldwin Borough Public Library	21,923	Baldwin Borough	21,923	100%
5.	Bethel Park Public Library	33,823	Bethel Park Municipality	33,823	100%
6.	Braddock Carnegie Library	21,393	Braddock Borough	4,682	22%
			Chalfant Borough	959	4%
			East Pittsburgh Borough	2,160	10%
			North Braddock Borough	7,036	33%
			Turtle Creek Borough	6,556	31%
7.	Brentwood Library	10,823	Brentwood Borough	10,823	100%
8.	Bridgeville Public Library	5,445	Bridgeville Borough	5,445	100%
9.	C. C. Mellor Memorial Library	24,410	Braddock Hills Borough	2,026	8%
			Churchill Borough	3,883	16%
			Edgewood Borough	3,581	15%
			Forest Hills Borough	7,335	30%
			Wilkins Township	7,585	31%
10.	Carnegie Free Library of McKeesport	59,689	Dravosburg Borough	2,377	4%
			Elizabeth Borough	1,610	3%
			Elizabeth Township	14,712	25%
			Forward Township	3,877	6%
			McKeesport City	26,016	44%
			South Versailles Township	515	1%
			Versailles Borough	1,821	3%
			White Oak Borough	8,761	15%
11.	Carnegie Free Library of Swissvale	13,140	Rankin Borough	2,503	19%
			Swissvale Borough	10,637	81%
12.	Carnegie Library of Homestead	21,248	Homestead Borough	4,179	20%
			Munhall Borough	13,158	62%
			West Homestead Borough	2,495	12%
			Whitaker Borough	1,416	7%
13.	Carnegie Library of Pittsburgh	369,879	Pittsburgh City	369,879	100%
14.	Clairton Public Library	9,656	Clairton City	9,656	100%
15.	Community Library of Allegheny Valley	26,879	Brackenridge Borough	3,784	14%
			East Deer Township	1,558	6%
			Fawn Township	2,712	10%
			Frazer Township	1,388	5%
			Harrison Township	11,763	44%
			Tarentum Borough	5,674	21%
16.	Community Library of Castle Shannon	9,135	Castle Shannon Borough	9,135	100%
17.	Coraopolis Memorial Library	8,020	Coraopolis Borough	6,747	84%
			Neville Township	1,273	16%
18.	Crafton Public Library	7,188	Crafton Borough	7,188	100%
19.	Dormont Public Library	9,772	Dormont Borough	9,772	100%
20.	F. O. R. Sto-Rox Library	15,372	McKees Rocks Borough	7,691	50%

		Stowe Township	7,681	50%
21.	Green Tree Public Library	4,905	Green Tree Borough	4,905 100%
22.	Hampton Community Library	15,568	Hampton Township	15,568 100%
23.	Jefferson Hills Public Library	9,533	Jefferson Hills Borough	9,533 100%
24.	Lauri Ann West Memorial Library	28,726	Aspinwall Borough	2,880 10%
			Blawnox Borough	1,626 6%
			Fox Chapel Borough	5,319 19%
			Indiana Township	6,024 21%
			O'Hara Township	9,096 32%
			Sharpsburg Borough	3,781 13%
25.	Monroeville Public Library	33,256	Monroeville Municipality	29,169 88%
			Pitcairn Borough	4,087 12%
26.	Moon Township Public Library	19,631	Moon Township	19,631 100%
27.	Mount Lebanon Public Library	33,362	Mount Lebanon Municipality	33,362 100%
28.	North Versailles Public Library	12,302	North Versailles Township	12,302 100%
29.	Northern Tier Regional Library	12,648	Pine Township	4,048 32%
			Richland Township	8,600 68%
30.	Northland Public Library	77,711	Bradford Woods Borough	1,329 2%
			Franklin Park Borough	10,109 13%
			Marshall Township	4,010 5%
			McCandless, Town of	28,781 37%
			Ross Township	33,482 43%
31.	Oakmont Carnegie Library	6,961	Oakmont Borough	6,961 100%
32.	Penn Hills Library	51,479	Penn Hills Municipality	51,479 100%
33.	Pleasant Hills Public Library	8,884	Pleasant Hills Borough	8,884 100%
34.	Plum Borough Community Library	25,609	Plum Borough	25,609 100%
35.	Sewickley Public Library	14,076	Aleppo Township	1,246 9%
			Bell Acres Borough	1,436 10%
			Edgeworth Borough	1,670 12%
			Glenfield Borough	201 1%
			Haysville Borough	100 1%
			Leet Township	1,731 12%
			Leetsdale Borough	1,387 10%
			Osborne Borough	565 4%
			Sewickley Borough	4,134 29%
			Sewickley Heights Borough	984 7%
			Sewickley Hills Borough	622 4%
36.	Shaler North Hills Library <sup>1</sup>	30,533	Shaler Township <sup>1</sup>	30,533 100%
37.	South Fayette Township Library	10,329	South Fayette Township	10,329 100%
38.	South Park Township Library	14,292	South Park Township	14,292 100%
39.	Springdale Free Public Library	10,884	Cheswick Borough	1,971 18%
			Harmar Township	3,144 29%
			Springdale Borough	3,992 37%
			Springdale Township	1,777 16%
40.	Upper St. Clair Township Library	19,692	Upper St. Clair Township	19,692 100%
41.	Western Allegheny Community Library	15,789	Findlay Township	4,500 29%
			North Fayette Township	9,537 60%
			Oakdale Borough	1,752 11%
42.	Whitehall Public Library	14,451	Whitehall Borough	14,451 100%
43.	Wilksburg Public Library	21,080	Wilksburg Borough	21,080 100%
44.	Emsworth Library <sup>2</sup>	2,892	Emsworth Borough	2,892 100%
45.	Glenshaw Public Library <sup>1, 2</sup>	0	Shaler Township <sup>1</sup>	n/a
46.	Rosslyn Farms Community Library <sup>2</sup>	483	Rosslyn Farms Borough	483 100%
47.	Samuel A. Weiss Community Library <sup>2</sup>	5,582	Glassport Borough	5,582 100%
48.	West Deer Public Library <sup>2</sup>	11,371	West Deer Township	11,371 100%

**NOTES:**

1. Shaler Township is served by two libraries: state-aided Shaler North Hills Library and non-state-aided Glenshaw Public Library. We arbitrarily assign all of Shaler Township's population to Shaler North Hills Library, since it is by far the larger of the two.
2. This is one of the county's Non-State Aided libraries.